

The user experience is updated to provide a modernized appearance and easier navigation. Changes include larger font size, expanded fields and extra white space to enhance readability. You will notice many of these changes on the Welcome page and throughout the application.

If you have any questions, contact Treasury Management at 310.270.9559 or TreasuryManagement@1cbank.com.

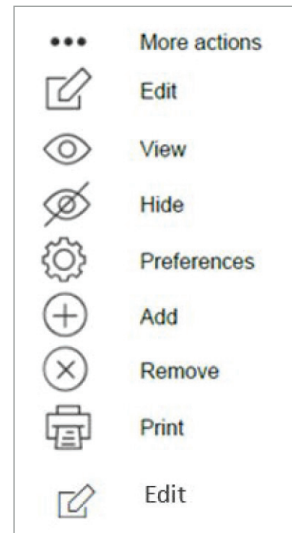
Overview

Pages are redesigned to reduce clicks and improve productivity. Menus are aggregated so only pertinent information is displayed.

Icons are used to help users easily identify actions/options. Icons are used in place of hyperlinks and provide a consistent user experience.

The primary icons are listed to the right.

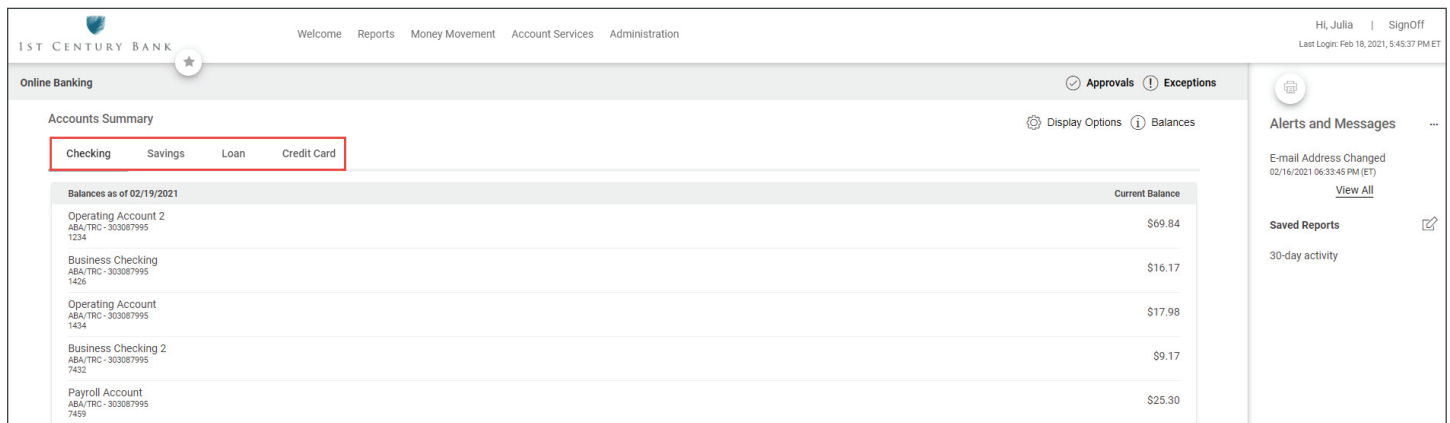
PRIMARY ICONS



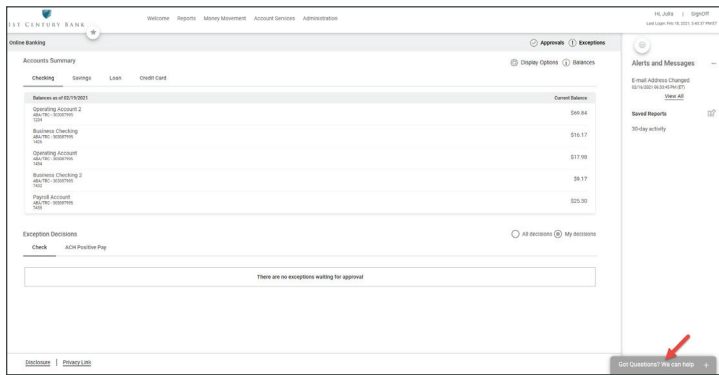
Home Page – What is Different?

Panels replaced with Welcome page

The Home screen is redesigned to feature an easy-to-view Welcome page instead of individual panels. This page segments company accounts by type (Checking, Savings, Loan, Credit Card).

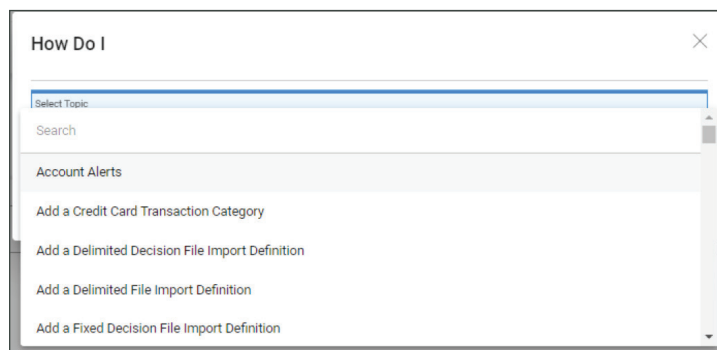
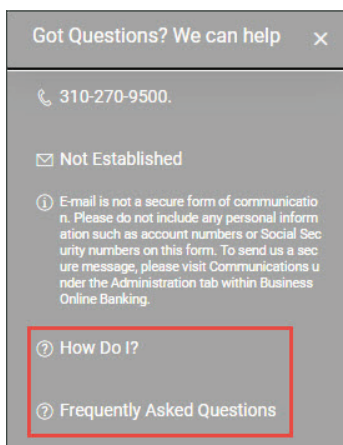


Help resources



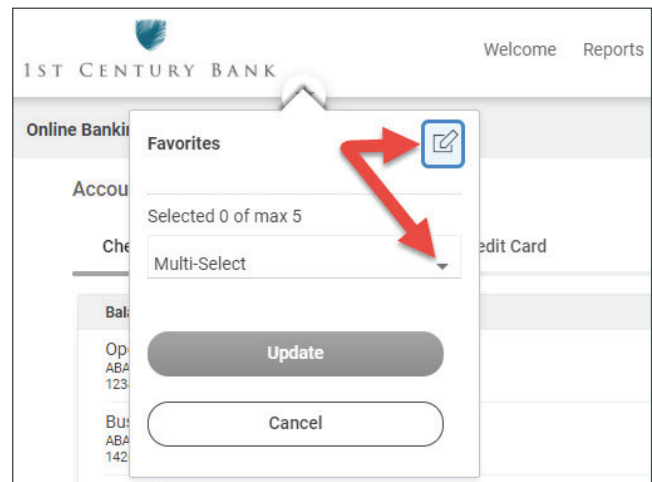
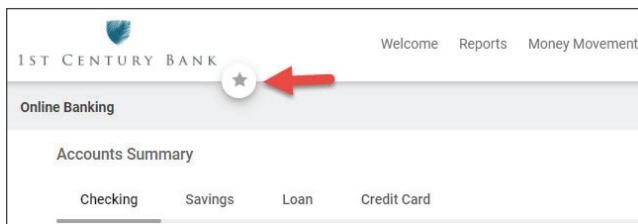
The **Help** link previously located at the top right of the Welcome page is now accessible by clicking the plus sign (+) in the **Got Questions? We can help** box on the bottom of each page.

The box will expand to display contact information for Treasury Management, as well as access to the **How Do I?** and **Frequently Asked Questions** content. Click on either to open a separate search box to access specific Help topics.



Favorites Button

A Favorites button is displayed as a star anchored to top left of every page for easy access. To save up to five of your most frequently used pages, click the **Edit** icon and search or scroll through the available options to make your selection. Click **Update** to save.

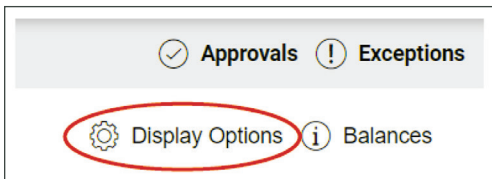


Display Options

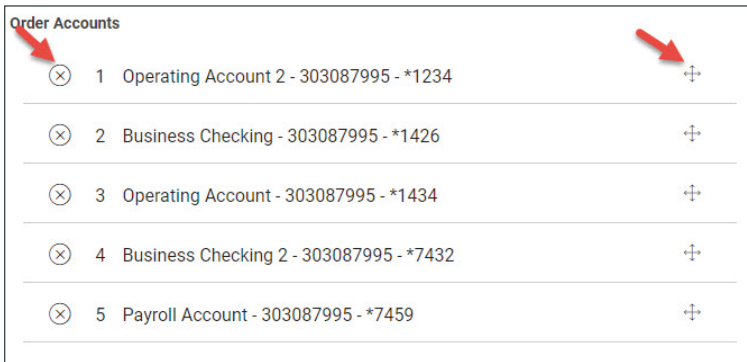
You may customize your Home page display options by account type.

Click the **Display Options** icon on the top right of the screen.

Select applicable account type from the drop-down menu to view current account order. Search to select individual accounts, or scroll to see all.

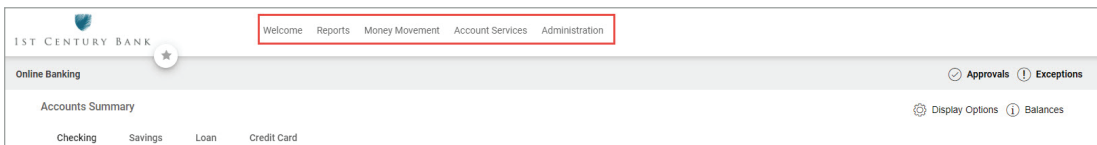


Move accounts up on the list by clicking the **four-arrow icon** to the right of the account. To remove accounts, click the **X in a circle** to the left of the account.



Menus

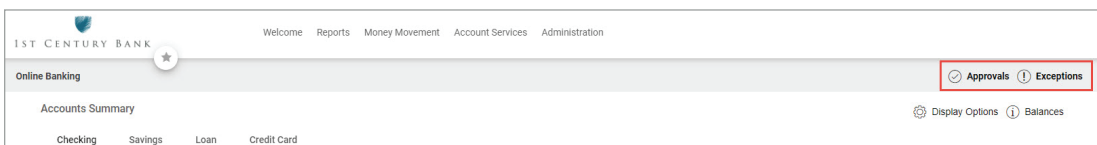
The menus displayed at the top of the page contain the same options as the previous design; however, Transfers and Payments is now labeled **Money Movement**.



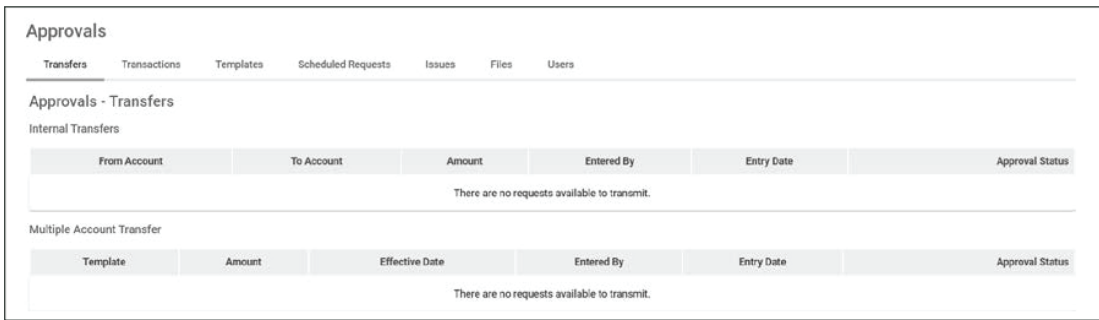
Approvals and Exceptions

NOTE: This section may vary based on your company's services.

Quick links to **Approvals** and **Exceptions** are consolidated into a single page and anchored to the top right of each screen.



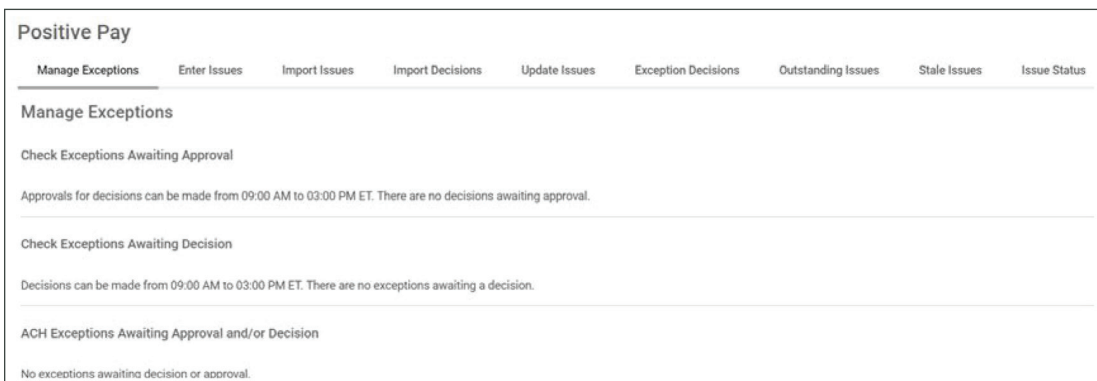
Approvals – Allows users with Approval role to view pending approvals for a variety of services.



From Account	To Account	Amount	Entered By	Entry Date	Approval Status
There are no requests available to transmit.					

Template	Amount	Effective Date	Entered By	Entry Date	Approval Status
There are no requests available to transmit.					

Exceptions – Users may view **Positive Pay** or **ACH Positive Pay** exceptions awaiting decision or approval (if applicable).



Manage Exceptions

Check Exceptions Awaiting Approval

Approvals for decisions can be made from 09:00 AM to 03:00 PM ET. There are no decisions awaiting approval.

Check Exceptions Awaiting Decision

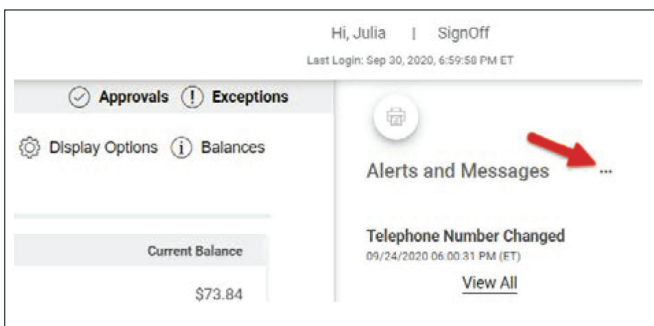
Decisions can be made from 09:00 AM to 03:00 PM ET. There are no exceptions awaiting a decision.

ACH Exceptions Awaiting Approval and/or Decision

No exceptions awaiting decision or approval.

Alerts and Messages

A shortcut to **Alerts** and **Messages** is available on the right side of the Home screen. Click the **More Actions** icon to view **Received Messages and Alerts** or **Manage Alerts**.



Hi, Julia | SignOff
Last Login: Sep 30, 2020, 6:59:50 PM ET

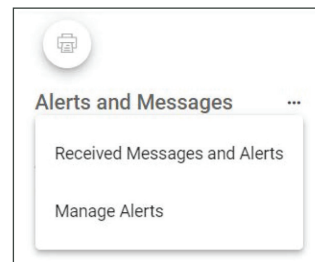
Approvals Exceptions

Display Options Balances

Current Balance
\$73.84

Alerts and Messages ...

Telephone Number Changed
09/24/2020 06:00:31 PM (ET)
[View All](#)



Alerts and Messages ...

- Received Messages and Alerts
- Manage Alerts